

NPSH-R

CURVE NO	145600-2
DRAWN BY	SOS
DATE	Aug-00
SUPERSEDES	
CASING NO	5600073904
IMP NO	5600133904
IMP TYPE	CLOSED
EYE AREA	6504mm ²
MAX SPHERE	8mm
Nss	
INLET DIA	125mm
OUTLET DIA	80mm
IMP DIA	VARI

DATA REFERS TO CLEAN COLD WATER



STALKER PUMPS

12 BELL STREET, CANNING VALE, WA

PHONE 08 62542133

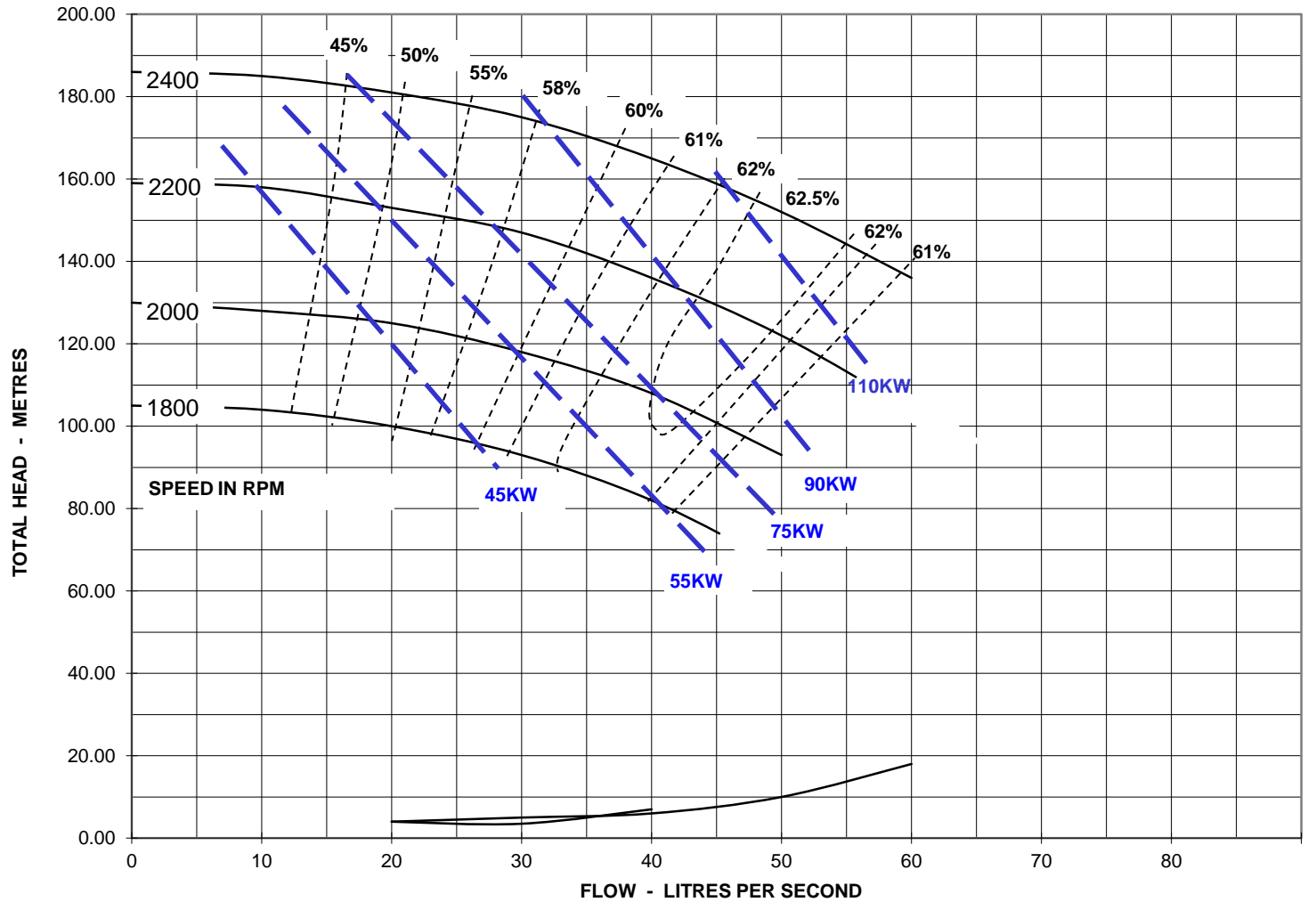
FAX 08 62542146

PUMP SIZE AND TYPE

125 x 80 - 400 SHD

RPM

2970



NPSH-R
10
0

CURVE NO	145600-3
DRAWN BY	SOS
DATE	Apr-99
SUPERSEDES	
CASING NO	5600071801
IMP NO	5600131801
IMP TYPE	CLOSED
EYE AREA	
MAX SPHERE	
Nss	
INLET DIA	125mm
OUTLET DIA	80mm
IMP DIA	

DATA REFERS TO CLEAN COLD WATER



STALKER PUMPS

12 BELL STREET, CANNING VALE, WA

PHONE 08 6254 2133

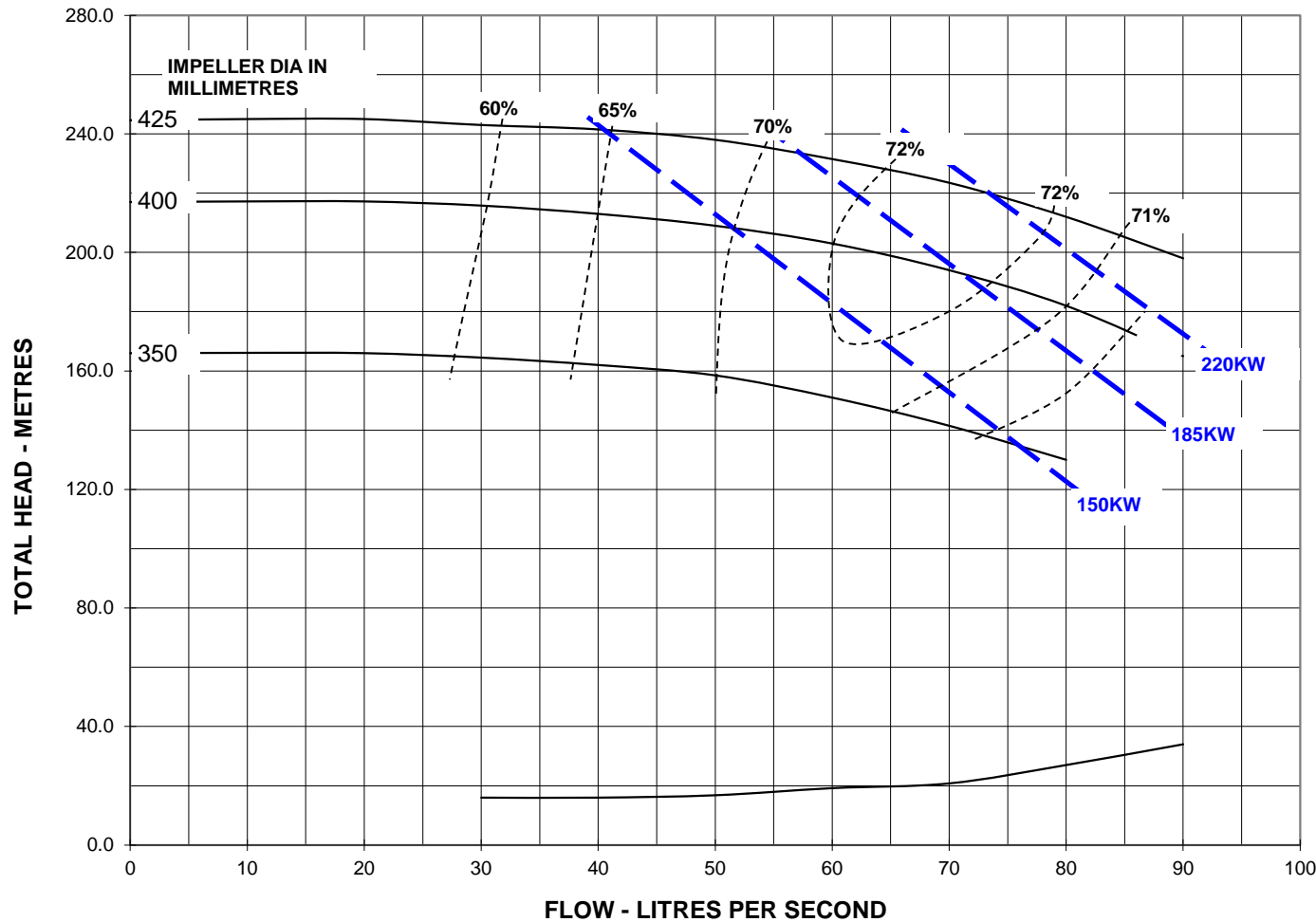
FAX 08 6254 2146

PUMP SIZE AND TYPE

125 x 80 - 400

RPM

VARI



DATA REFERS TO CLEAN COLD WATER

CURVE NO	13247
DRAWN BY	SOS
DATE	Aug-01
SUPERSEDES	
CASING NO	6500073908
IMP NO	6500133906
IMP TYPE	CLOSED
EYE AREA	14530mm ²
MAX SPHERE	
Nss	
INLET DIA	125mm
OUTLET DIA	100mm
IMP DIA	VARI

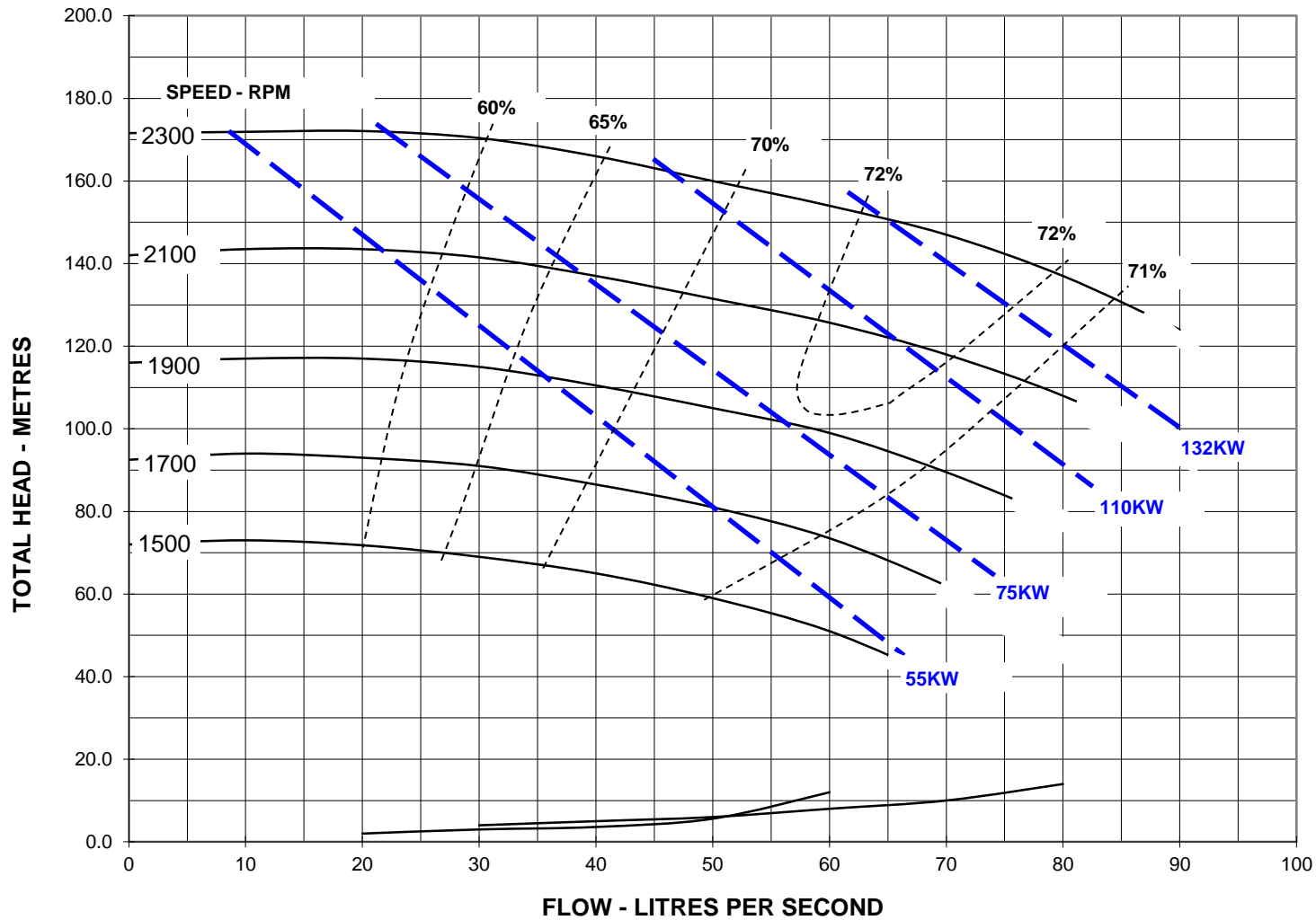
NPSH-R
10
0



STALKER PUMPS
 12 BELL STREET, CANNING VALE, WA
 PHONE 08 62542133 FAX 08 62542146

PUMP SIZE AND TYPE
 125 x 100 - 400SHD

RPM
 2980



DATA REFERS TO CLEAN COLD WATER



STALKER PUMPS

12 BELL STREET, CANNING VALE, WA

PHONE 08 6254 2133

FAX 08 6254 2146

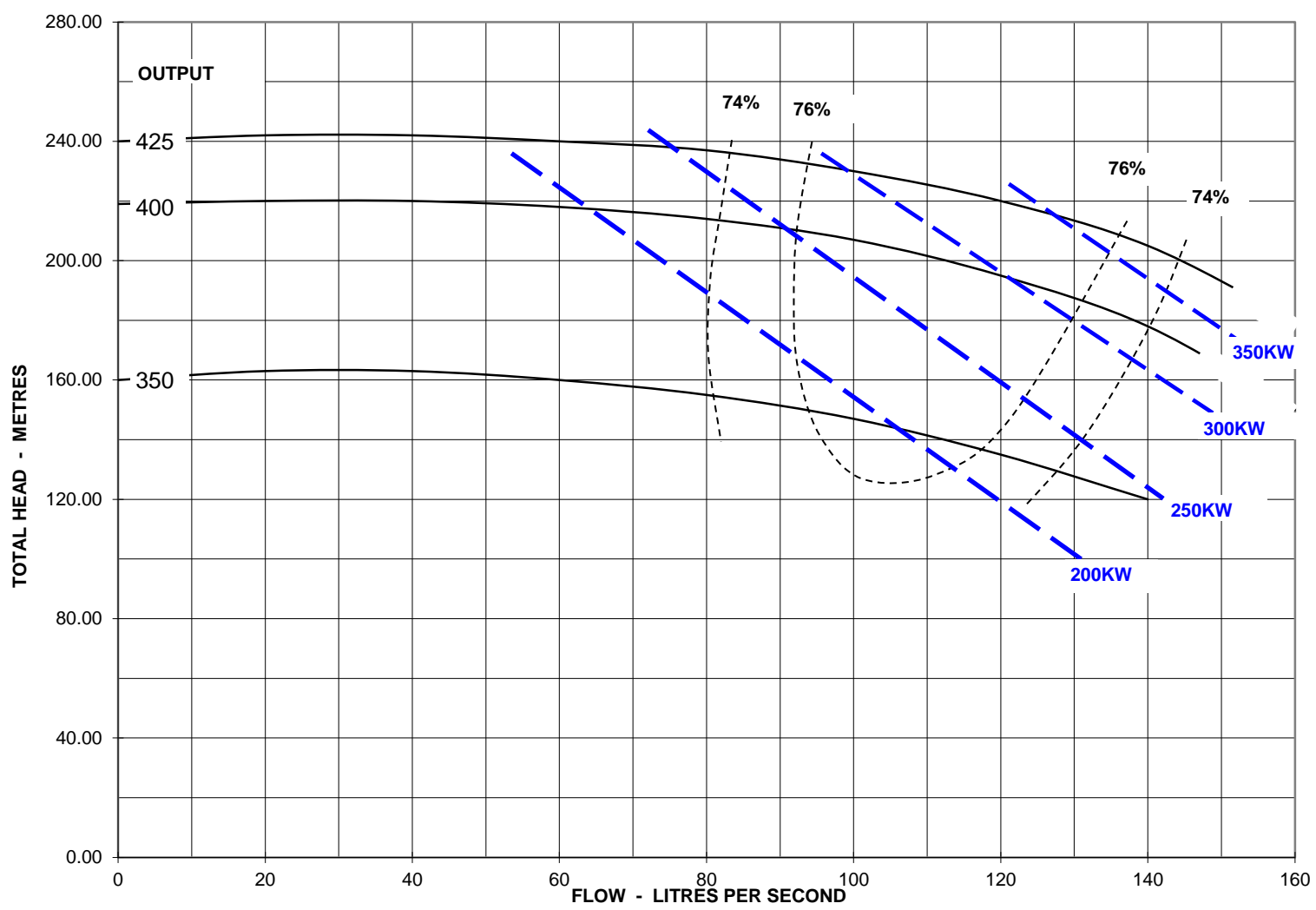
PUMP SIZE AND TYPE

125 x 100 - 400 SHD

RPM

VARI

CURVE NO	146500-3
DRAWN BY	SOS
DATE	Apr-00
SUPERSEDES	
CASING NO	6500073904
IMP NO	6500133904
IMP TYPE	CLOSED
EYE AREA	14425mm ²
MAX SPHERE	13mm
Nss	
INLET DIA	125mm
OUTLET DIA	100mm
IMP DIA	438mm



NPSH-R

CURVE NO	147200-2
DRAWN BY	SOS
DATE	Feb-03
SUPERSEDES	
CASING NO	7200073904
IMP NO	7200133904
IMP TYPE	CLOSED
EYE AREA	20110mm ²
MAX SPHERE	20mm
Nss	
INLET DIA	150mm
OUTLET DIA	125mm
IMP DIA	VARI

DATA REFERS TO CLEAN COLD WATER



STALKER PUMPS

12 BELL STREET, CANNING VALE

PHONE 08 6254 2133

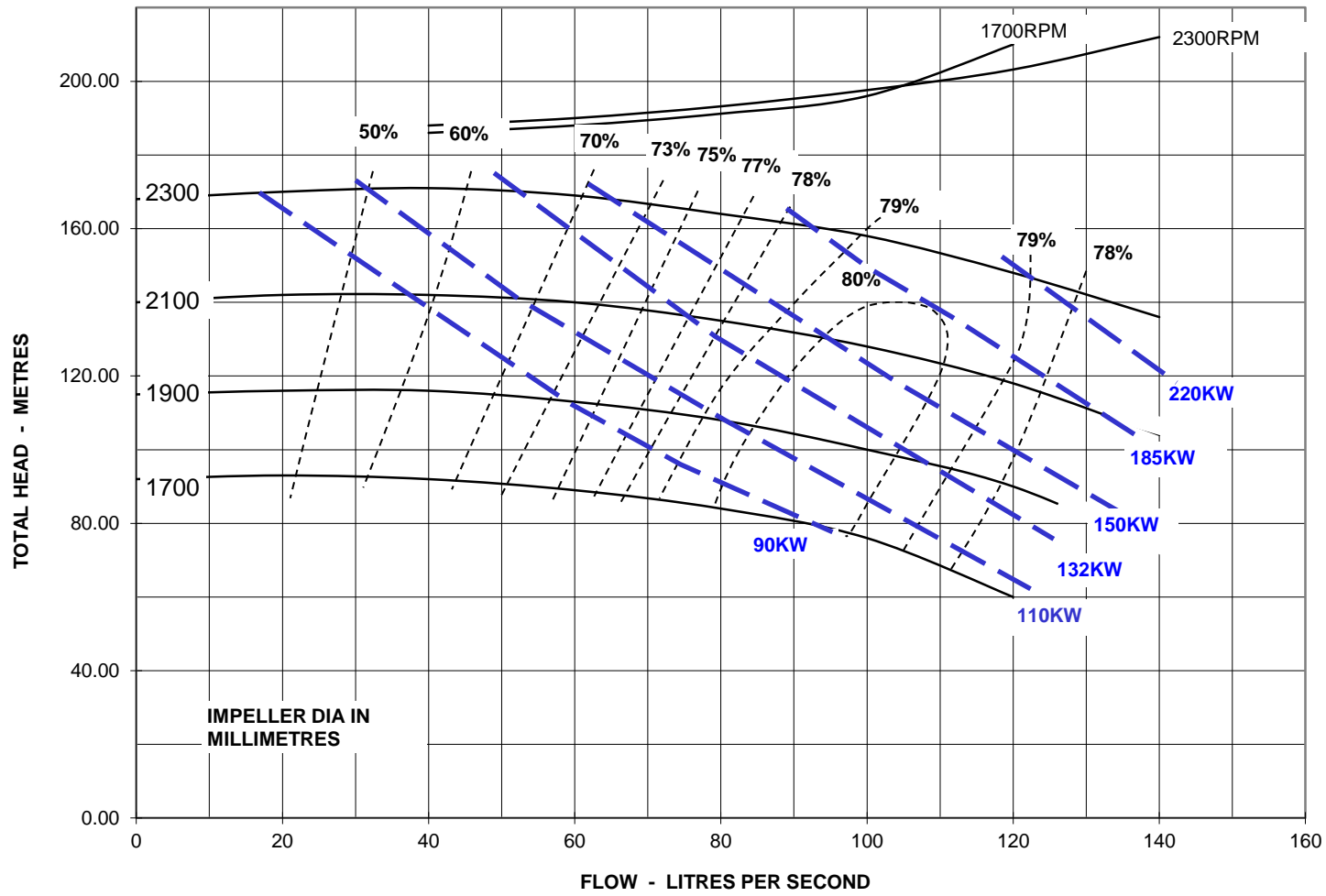
FAX 08 6254 2146

PUMP SIZE AND TYPE

150 X 125 - 400SHD

RPM

2960



NPSH-R

CURVE NO	147200-3
DRAWN BY	SOS
DATE	Aug-00
SUPERSEDES	
CASING NO	7200071801
IMP NO	7200131801
IMP TYPE	CLOSED
EYE AREA	
MAX SPHERE	
Nss	
INLET DIA	150mm
OUTLET DIA	125mm
IMP DIA	VARI

DATA REFERS TO CLEAN COLD WATER



STALKER PUMPS

12 BELL STREET, CANNING VALE, WA

PHONE 08 6254 2133

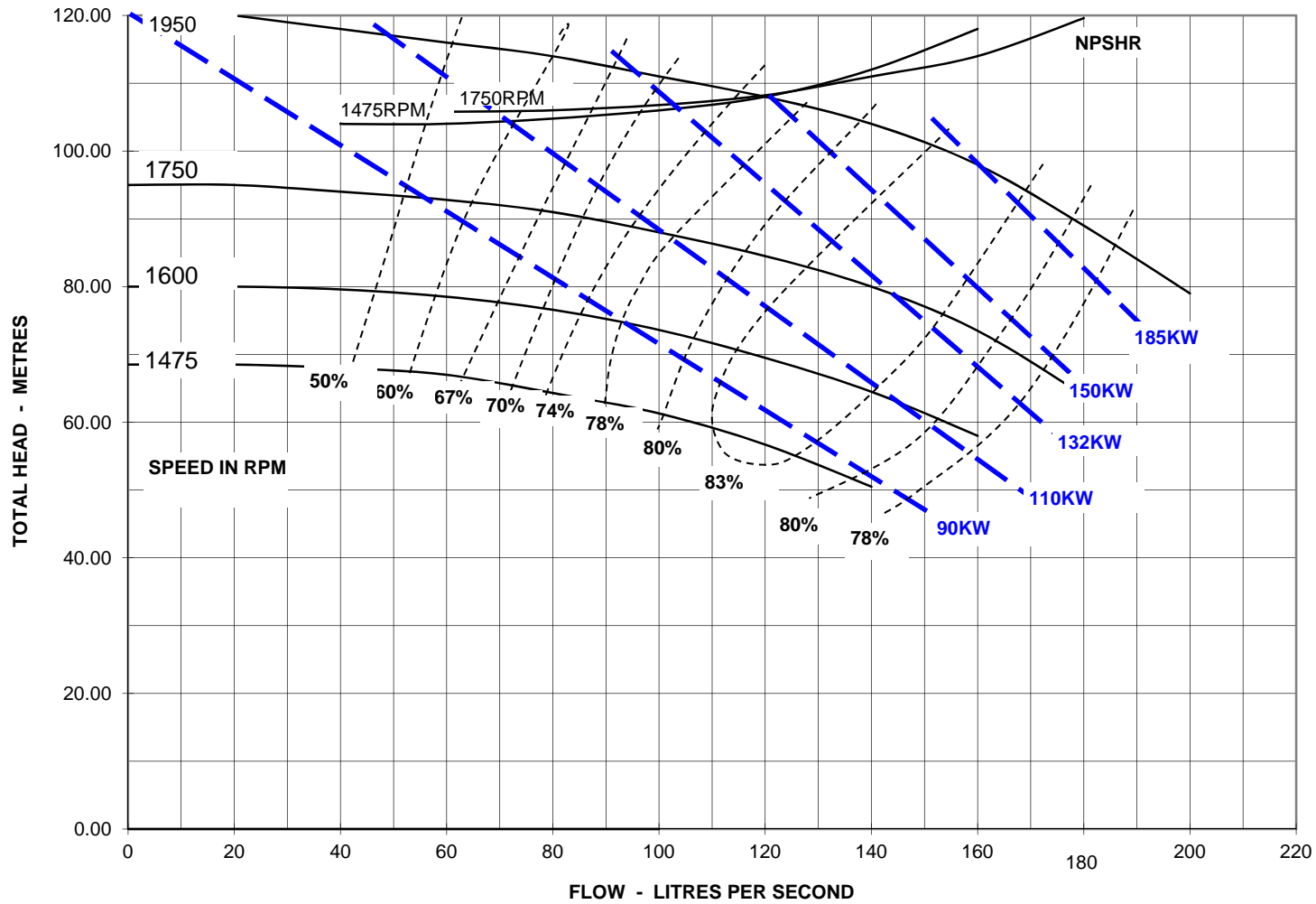
FAX 08 6254 2146

PUMP SIZE AND TYPE

150 x 125 - 400

RPM

VARI



NPSH-R
10
0

CURVE NO	148300-3
DRAWN BY	SOS
DATE	Jan-01
SUPERSEDES	
CASING NO	8300071901
IMP NO	8300131901
IMP TYPE	CLOSED
EYE AREA	
MAX SPHERE	
Nss	
INLET DIA	200mm
OUTLET DIA	150mm
IMP DIA	438mm

DATA REFERS TO CLEAN COLD WATER



STALKER PUMPS

12 BELL STREET, CANNING VALE, WA

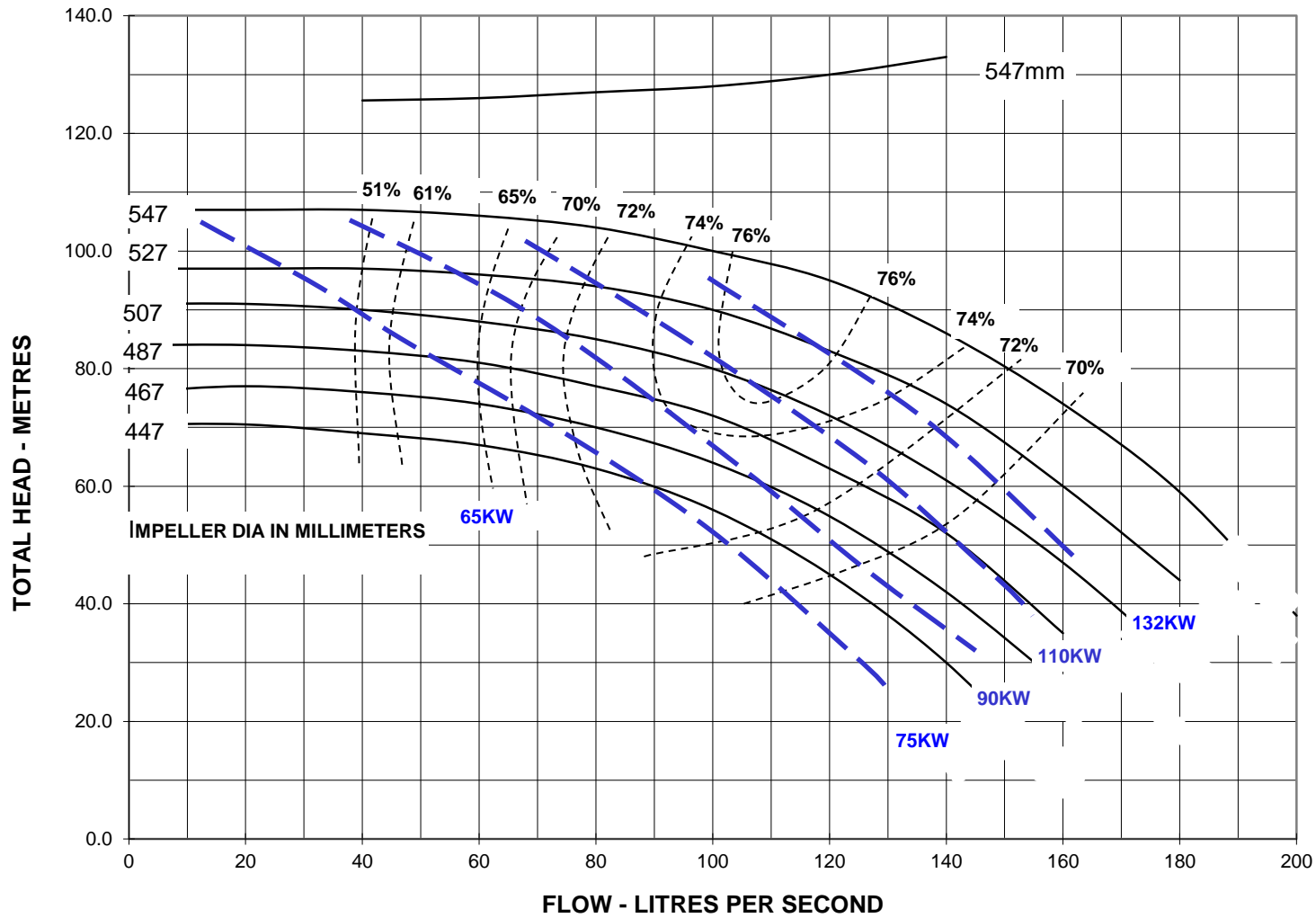
PHONE 08 6254 2133

PUMP SIZE AND TYPE

200 x 150 - 400

RPM

VARI



10
0
NPSH-R

CURVE NO 148400-1
DRAWN BY SOS
DATE Apr-00
SUPERSEDES
CASING NO 8400071901
IMP NO 8400131901
IMP TYPE CLOSED
EYE AREA
MAX SPHERE
Nss
INLET DIA 200mm
OUTLET DIA 150mm
IMP DIA

DATA REFERS TO CLEAN COLD WATER



STALKER PUMPS

12 BELL STREET, CANNING VALE, WA

PHONE 08 6254 2133

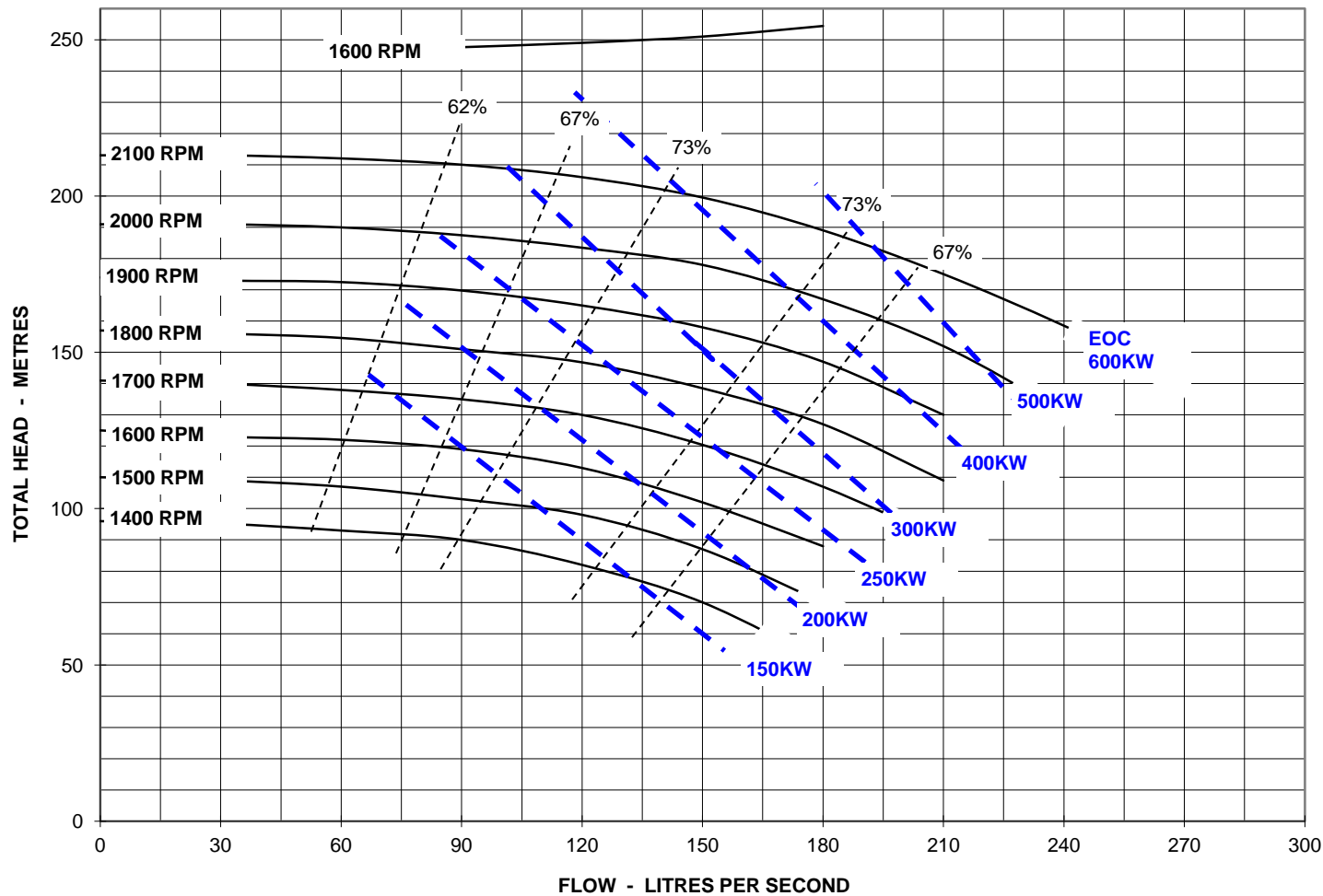
FAX 08 6254 2146

PUMP SIZE AND TYPE

200 x 150 - 500

RPM

1470



CURVE NO	148400-3H
DRAWN BY	SOS
DATE	Feb-10
SUPERSEDES	
CASING NO	8400073904
IMP NO	8400133904
IMP TYPE	CLOSED
EYE AREA	32,450mm ²
MAX SPHERE	26mm
Nss	
INLET DIA	200mm
OUTLET DIA	150mm
IMP DIA	547mm



STALKER PUMPS

12 BELL STREET, CANNING VALE, WA

PHONE 08 62542133

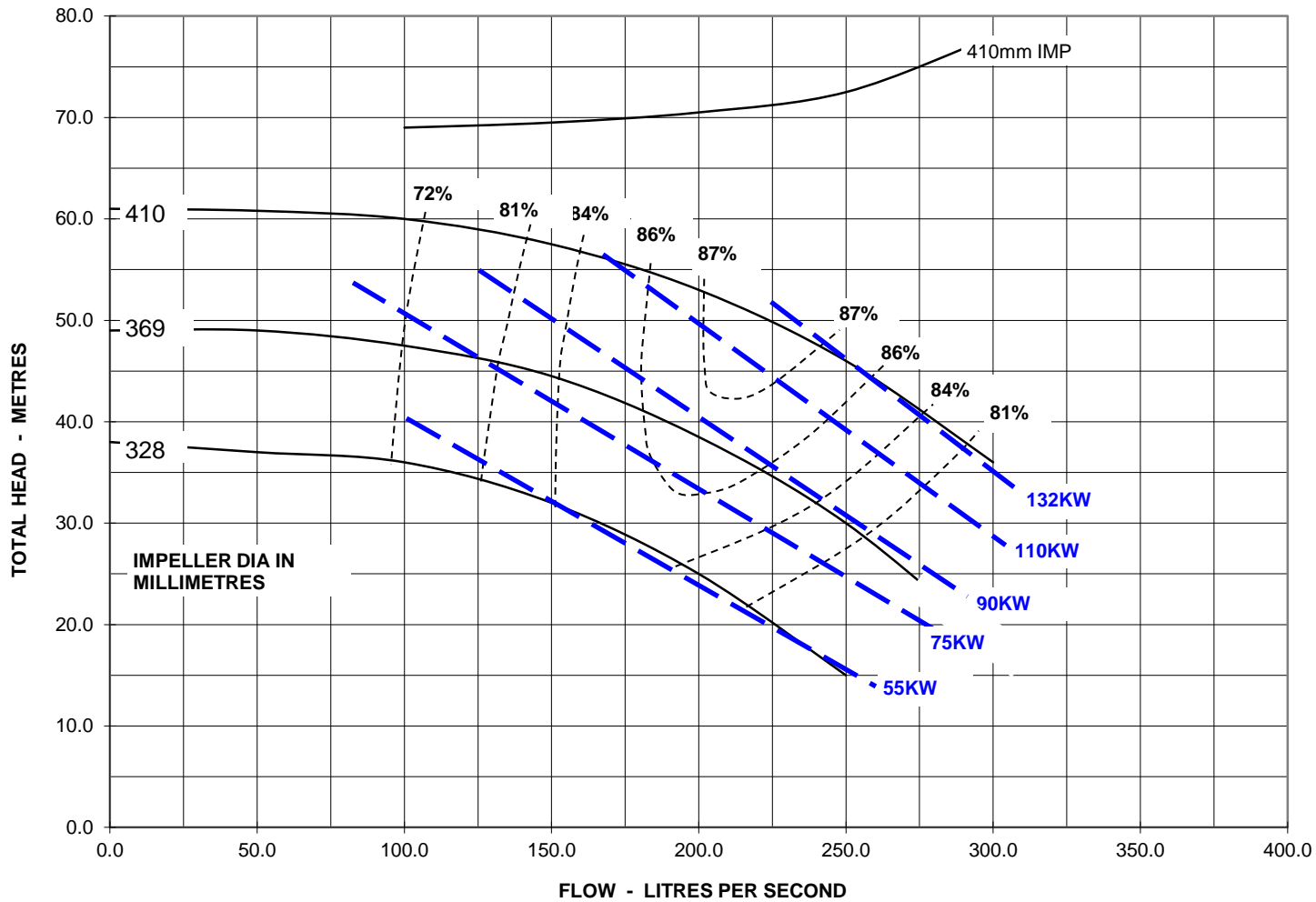
FAX 08 62542146

PUMP SIZE AND TYPE

200x150-500SHD

RPM

VARI



DATA REFERS TO CLEAN COLD WATER



STALKER PUMPS

12 BELL STREET, CANNING VALE, WA

PHONE 08 6254 2133

FAX 08 6254 2146

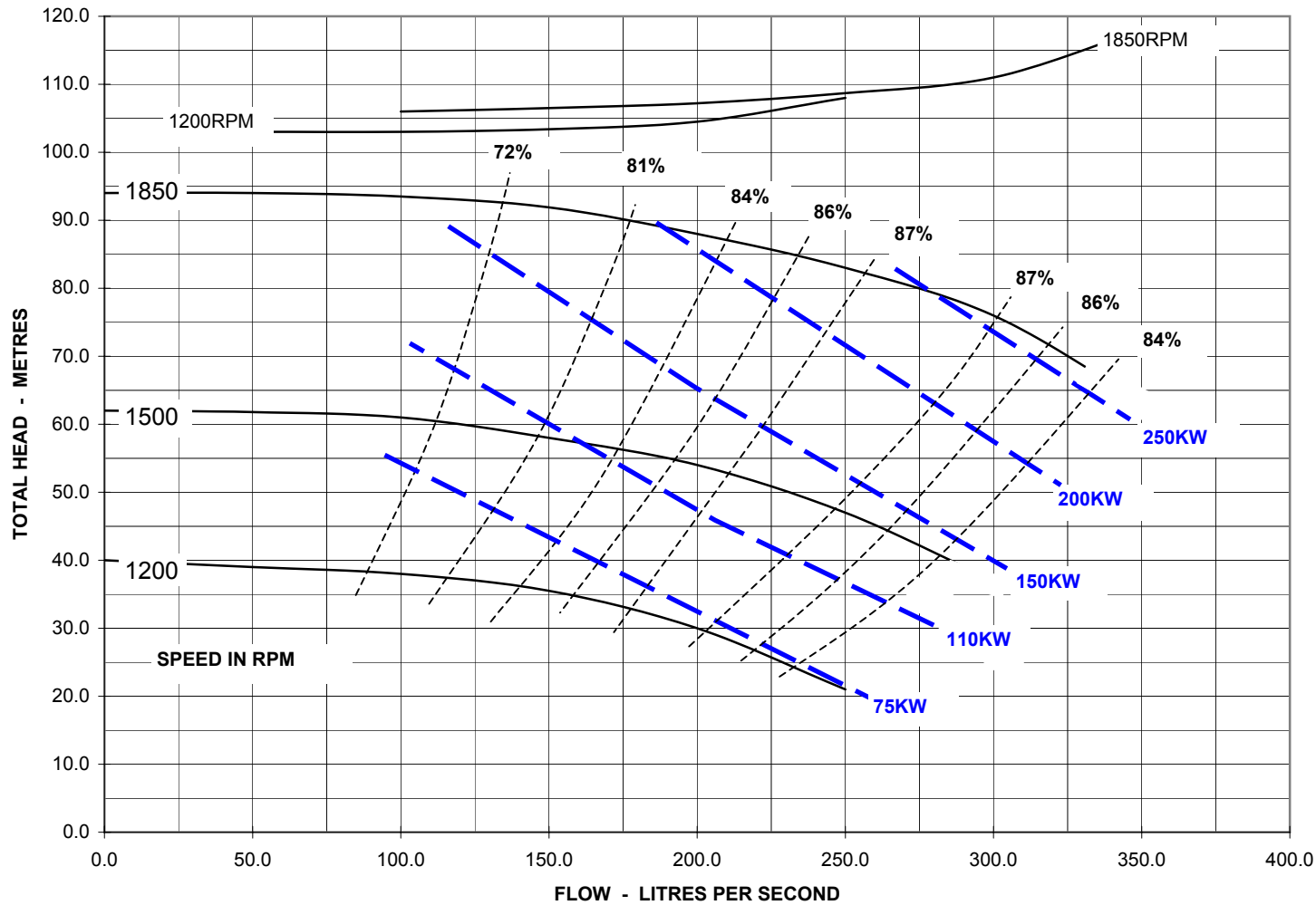
PUMP SIZE AND TYPE

250 x 250 - 400

RPM

1480

CURVE NO	149100-1
DRAWN BY	SOS
DATE	Aug-00
SUPERSEDES	
CASING NO	9100071901
IMP NO	9100131901
IMP TYPE	CLOSED
EYE AREA	50677mm ²
MAX SPHERE	24mm
Nss	
INLET DIA	250mm
OUTLET DIA	250mm
IMP DIA	VARI



NPSH-R
15
10
5
0

DATA REFERS TO CLEAN COLD WATER



STALKER PUMPS

12 BELL STREET, CANNING VALE, WA

PHONE 08 6254 2133

FAX 08 6254 2146

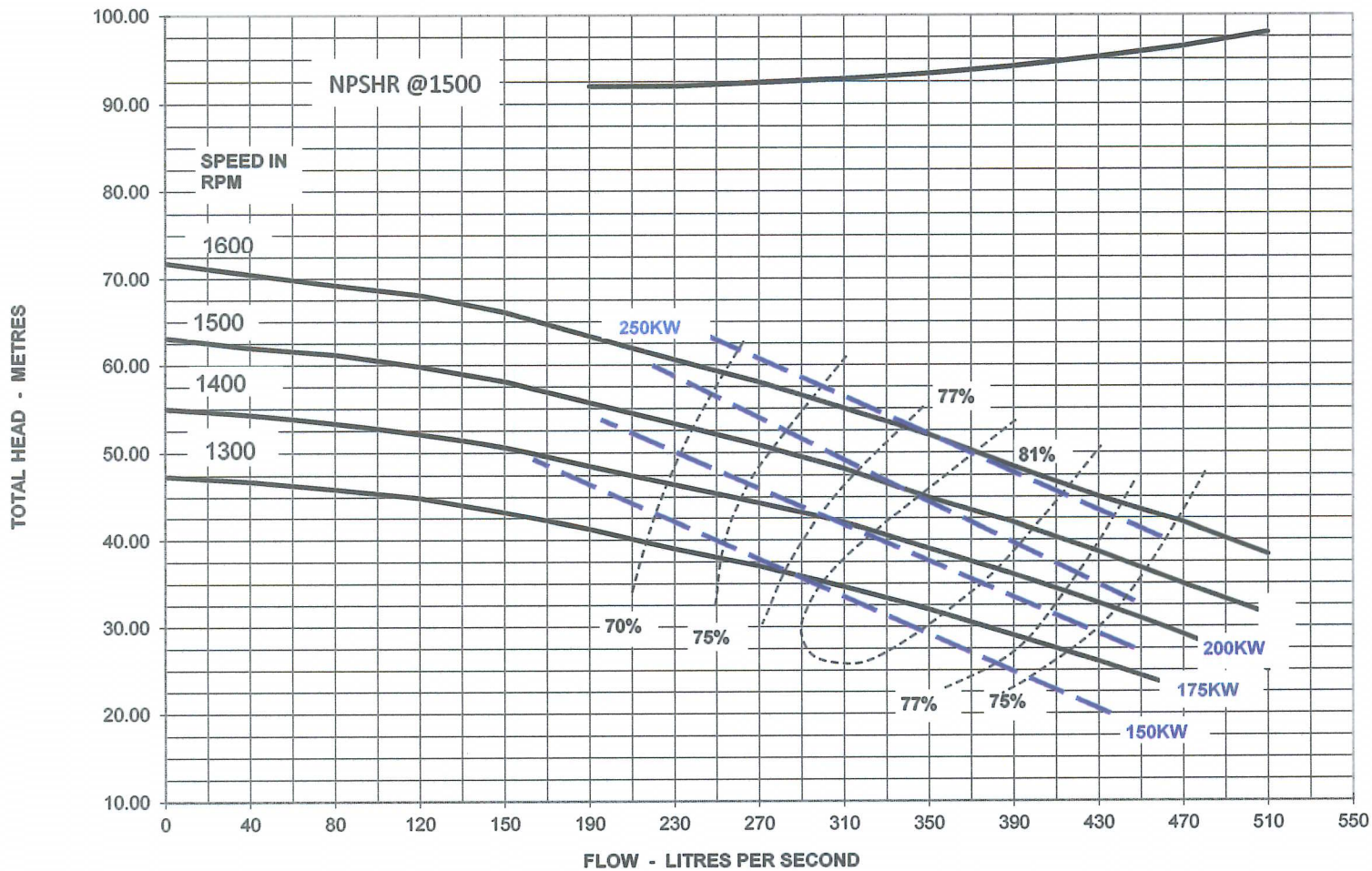
PUMP SIZE AND TYPE

250 x 250 - 400

RPM

VARI

CURVE NO	149100-3
DRAWN BY	SOS
DATE	Aug-00
SUPERSEDES	
CASING NO	9100071901
IMP NO	9100131901
IMP TYPE	CLOSED
EYE AREA	50677mm ²
MAX SPHERE	24mm
Nss	
INLET DIA	250mm
OUTLET DIA	250mm
IMP DIA	410mm



10
0
NPSH-R

CURVE NO
DRAWN BY SMF
DATE Aug-11
SUPERSEDES
CASING NO 93000-----
IMP NO 93000-----
IMP TYPE Open
EYE AREA
MAX SPHERE 67mm
Nss
INLET DIA 300mm
OUTLET DIA 250mm
IMP DIA 430mm

DATA REFERS TO CLEAN COLD WATER



STALKER PUMPS
12 BELL ST, CANNING VALE, WA

PHONE 08 62542133

FAX 08 62542146

PUMP SIZE AND TYPE
300 x 250 - 400

RPM
VARI