

NPSH-R

KILOWATTS ABSORBED

CURVE NO	12268
DRAWN BY	SOS
DATE	May-98
SUPERSEDES	
CASING NO	1600070901
IMP NO	1600130901
IMP TYPE	CLOSED
EYE AREA	706mm ²
MAX SPHERE	5mm
Nss	
INLET DIA	32mm
OUTLET DIA	25mm
IMP DIA	121mm

DATA REFERS TO CLEAN COLD WATER



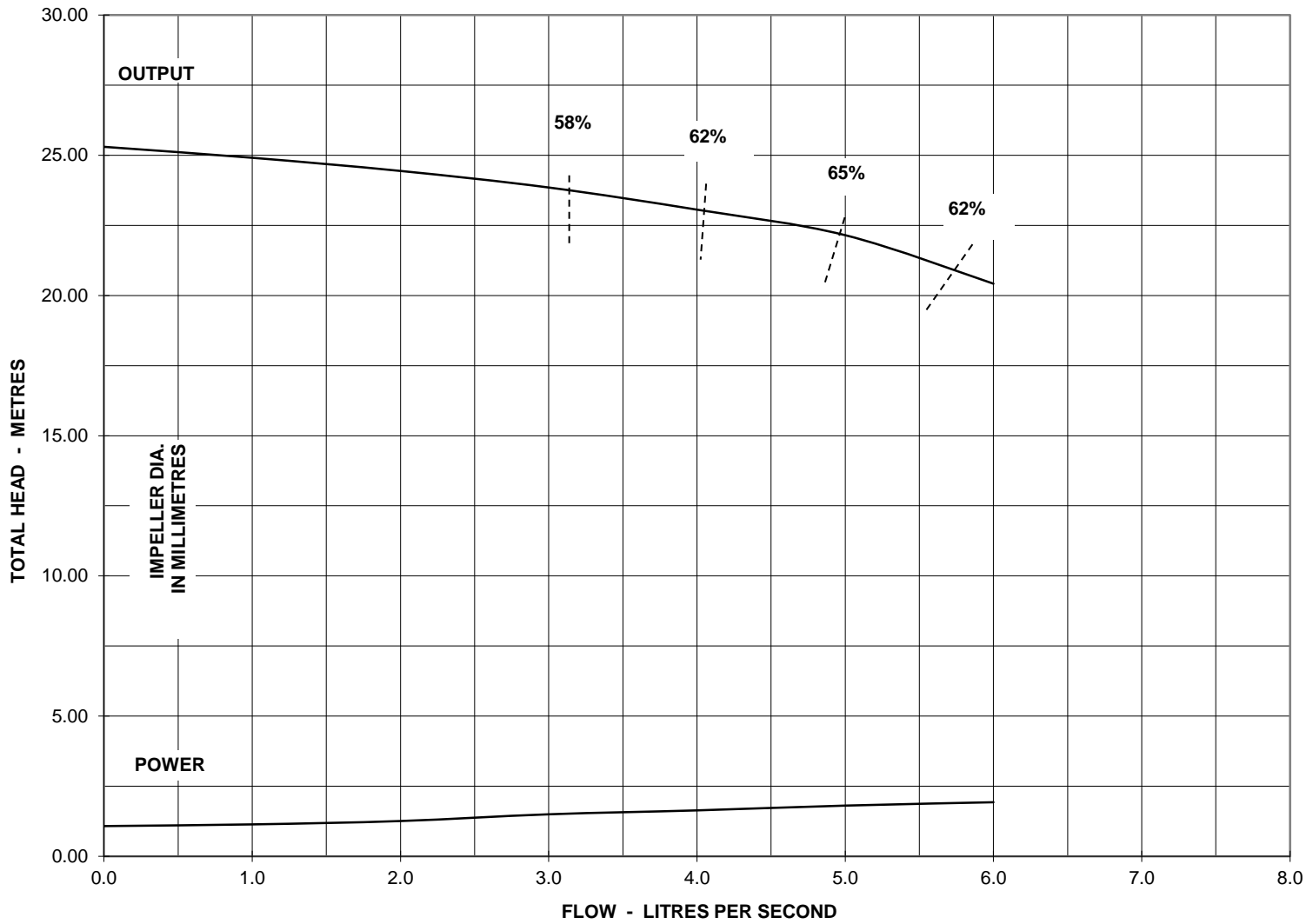
STALKER PUMPS

12 BELL STREET, CANNING VALE, WA

PHONE 08 6254 2133

PUMP SIZE AND TYPE
25APR

RPM
2900



NPSH-R

10
0

KILOWATTS ABSORBED

5.0
0

CURVE NO	12307
DRAWN BY	SOS
DATE	Nov-99
SUPERSEDES	
CASING NO	9600070901
IMP NO	9600130901
IMP TYPE	CLOSED
EYE AREA	mm ²
MAX SPHERE	5mm
Nss	
INLET DIA	40mm
OUTLET DIA	32mm
IMP DIA	150mm

DATA REFERS TO CLEAN COLD WATER



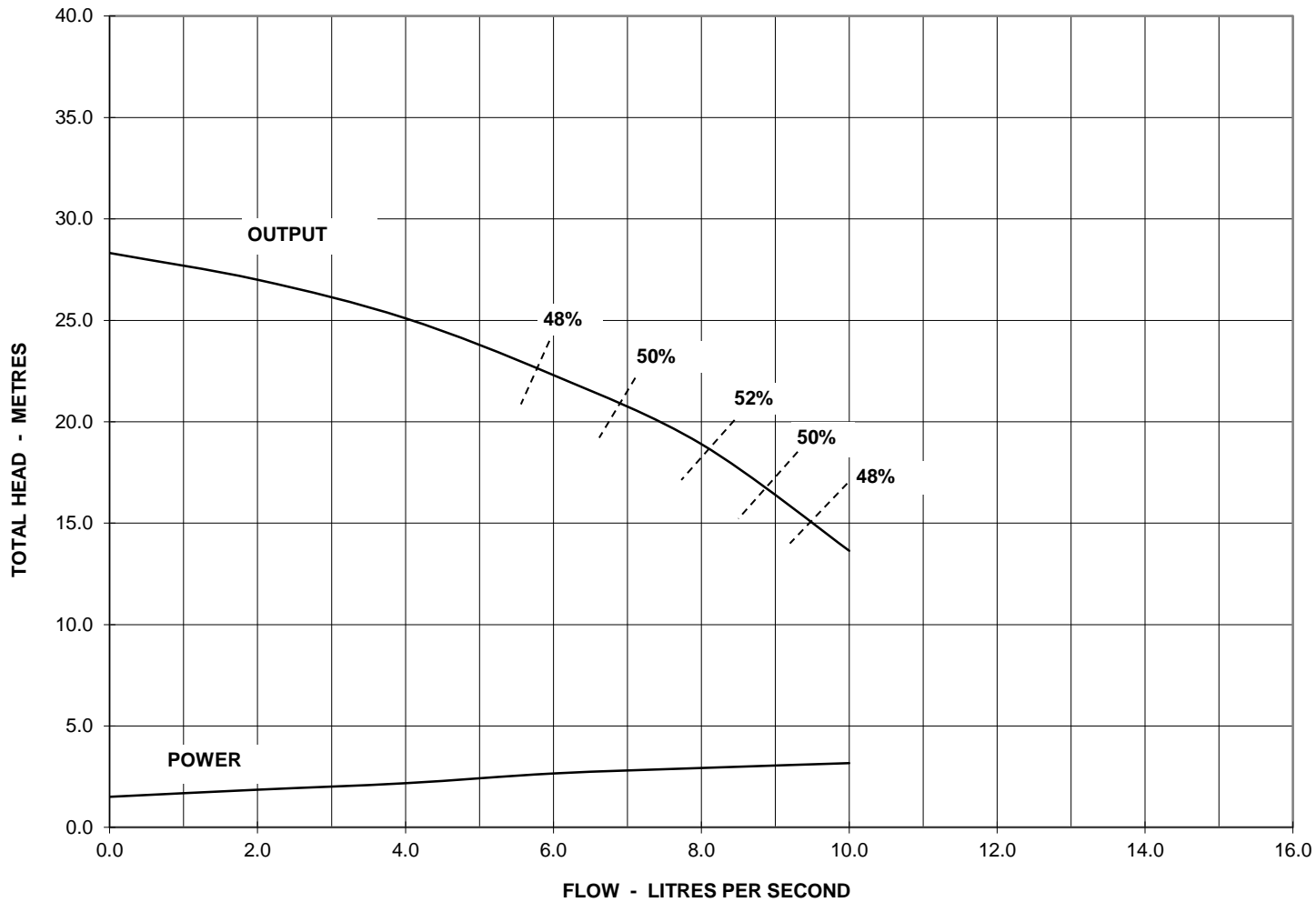
STALKER PUMPS

12 BELL STREET, CANNING VALE, WA

PHONE 08 6254 2133

PUMP SIZE AND TYPE
32APR

RPM
2900



NPSH-R
10
0

CURVE NO	12359
DRAWN BY	SOS
DATE	Aug-02
SUPERSEDES	
CASING NO	3700070901
IMP NO	3700130901
IMP TYPE	OPEN
EYE AREA	mm ²
MAX SPHERE	6mm
Nss	
INLET DIA	65mm
OUTLET DIA	50mm
IMP DIA	149mm

DATA REFERS TO CLEAN COLD WATER



STALKER PUMPS

12 BELL STREET, CANNING VALE, WA

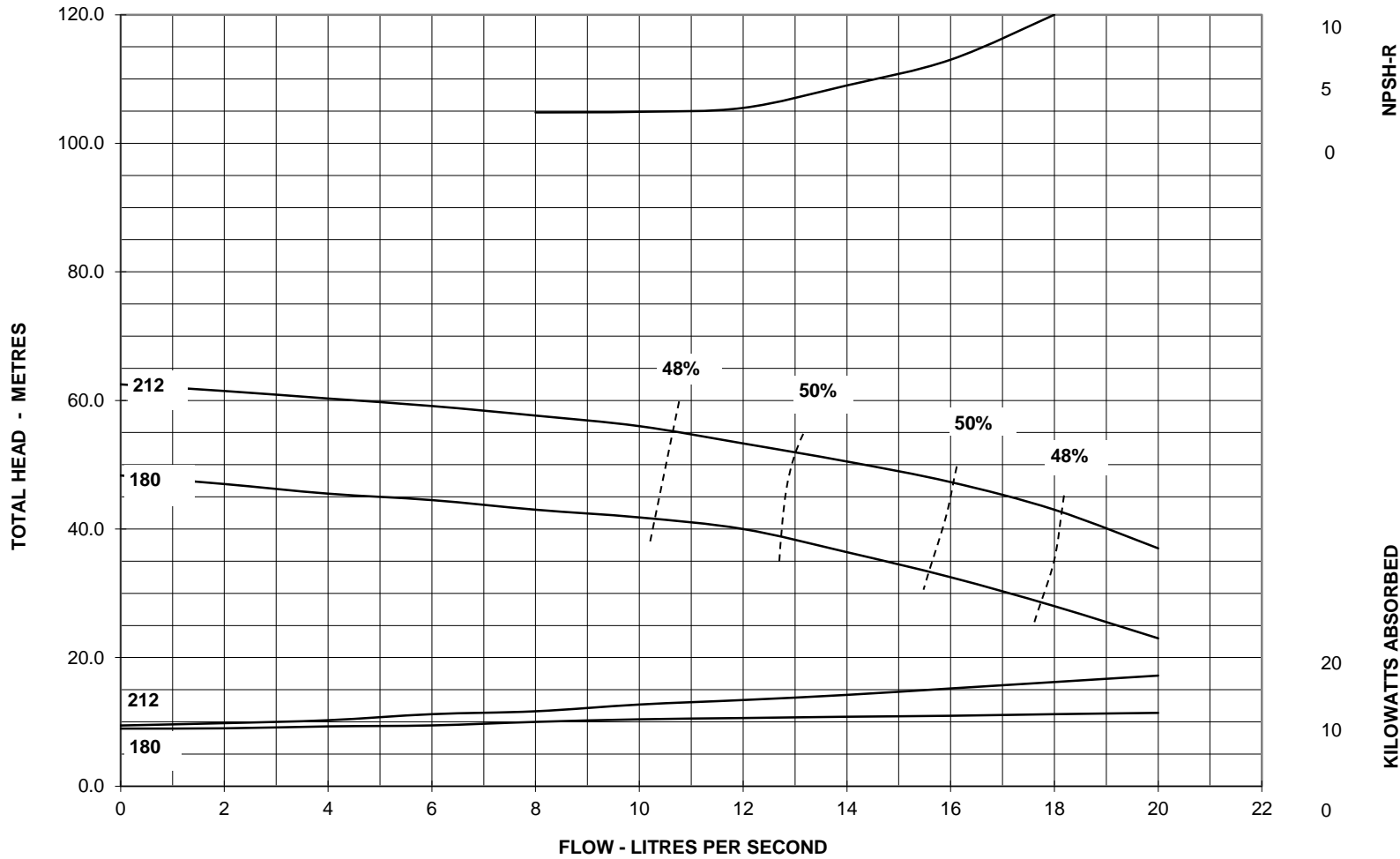
PHONE 08 6254 2133

PUMP SIZE AND TYPE

50 APR

RPM

2910



DATA REFERS TO CLEAN COLD WATER



STALKER PUMPS

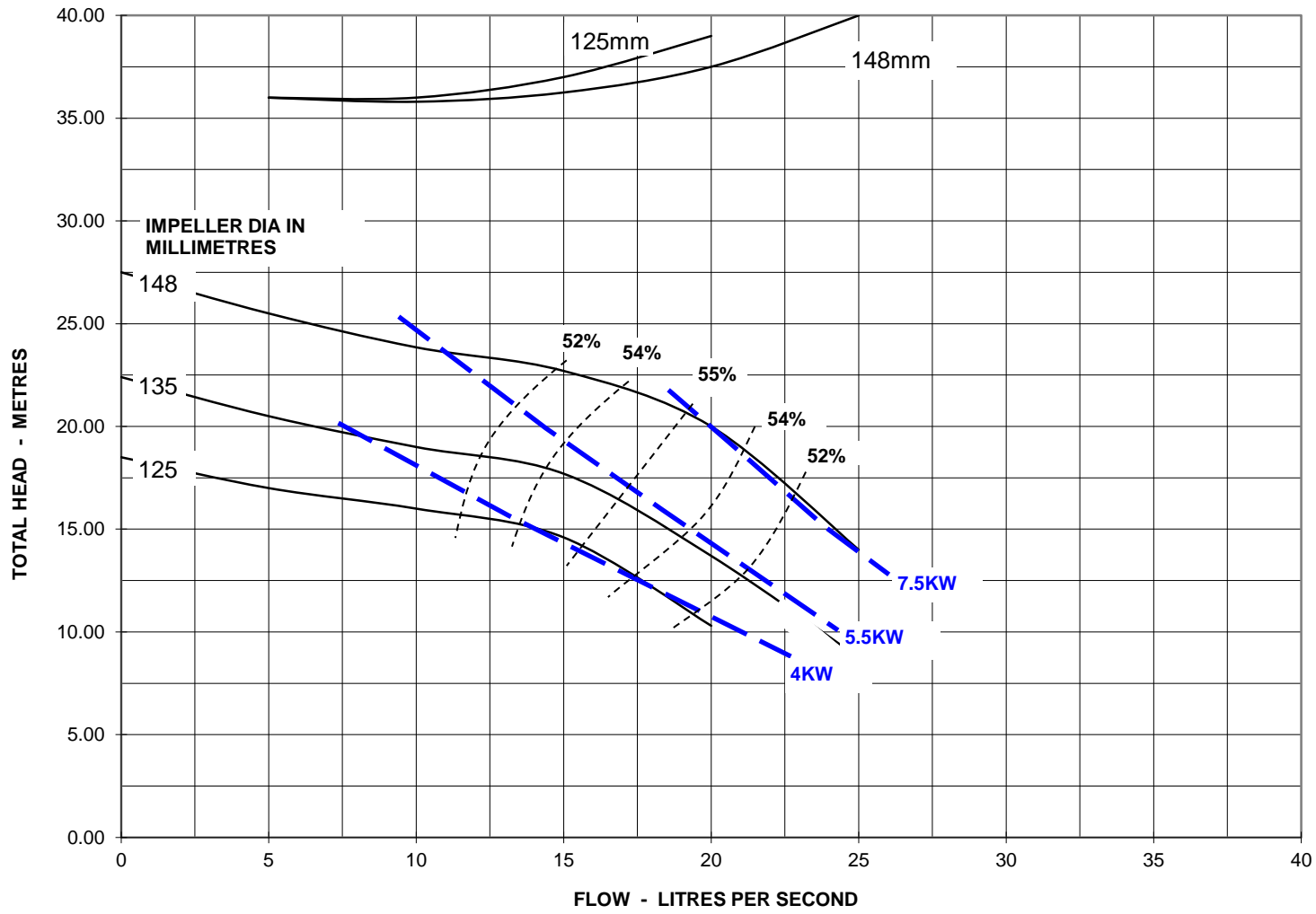
12 BELL STREET, CANNING VALE, WA

PHONE 08 6254 2133

PUMP SIZE AND TYPE
65APR

RPM
2950

CURVE NO	12278
DRAWN BY	SOS
DATE	Aug-98
SUPERSEDES	
CASING NO	4600071001
IMP NO	4600131001
IMP TYPE	OPEN
EYE AREA	3217mm ²
MAX SPHERE	212mm - 14mm 180mm - 12mm
Nss	
INLET DIA	80mm
OUTLET DIA	65mm
IMP DIA	212mm - 180mm



DATA REFERS TO CLEAN COLD WATER

CURVE NO	12321
DRAWN BY	SOS
DATE	Apr-99
SUPERSEDES	
CASING NO	5400071001
IMP NO	5400131001
IMP TYPE	CLOSED
EYE AREA	
MAX SPHERE	15mm
Nss	
INLET DIA	80mm
OUTLET DIA	80mm
IMP DIA	VARI



STALKER PUMPS

12 BELL STREET, CANNING VALE, WA

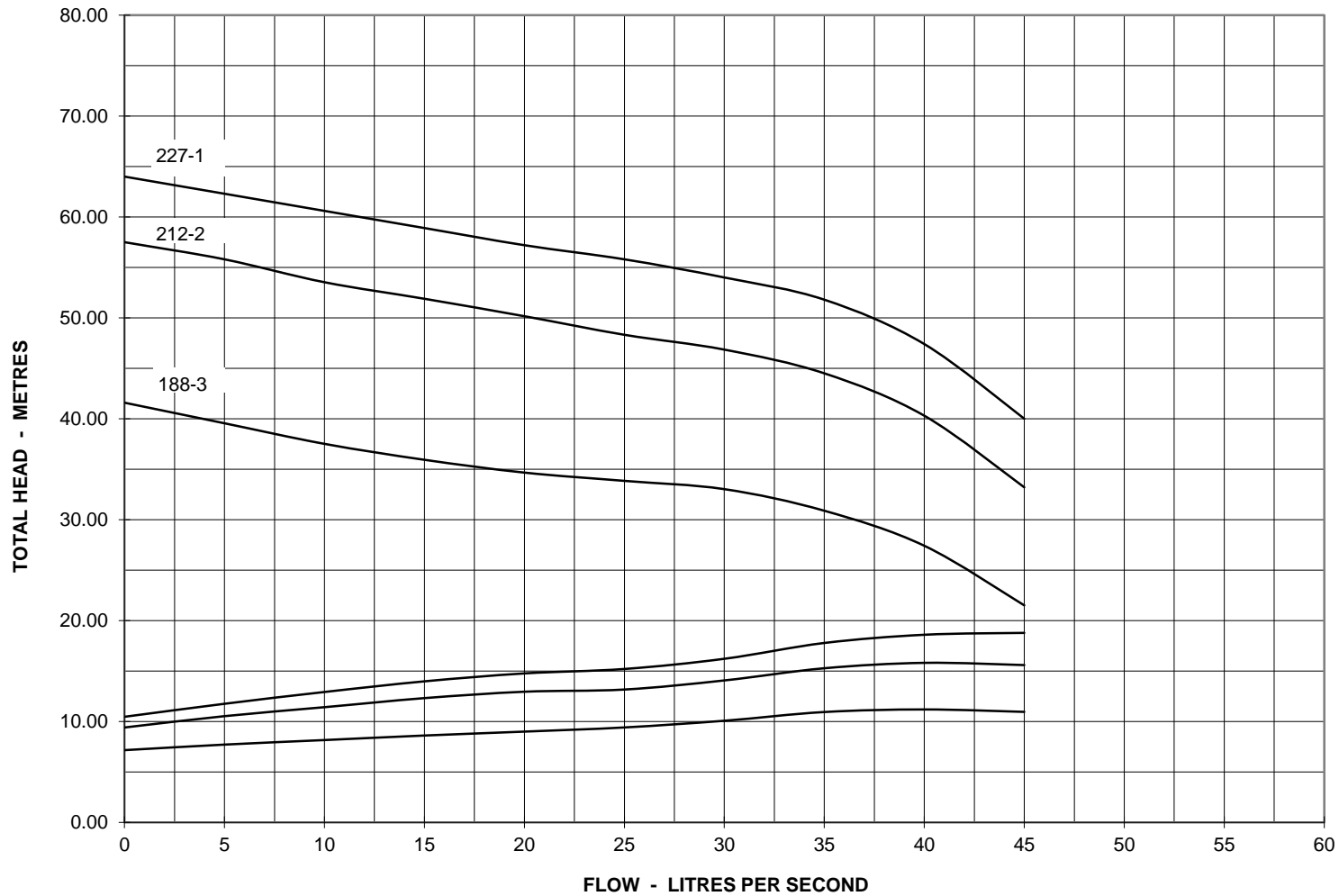
PHONE 08 6254 2133

PUMP SIZE AND TYPE

80APR

RPM

2950



NPSH-R
10
5
0

KILOWATTS ABSORBED
40
20
0

CURVE NO 12221C
DRAWN BY SOS
DATE May-96
SUPERSEDES
CASING NO 100APR-7CI
IMP NO 100APR-13CI
IMP TYPE OPEN
MAX SPHERE 227-1 32mm 212-2 30mm 188-3 25mm
Nss
INLET DIA 100mm
OUTLET DIA 100mm
IMP DIA 227mm - max

DATA REFERS TO CLEAN COLD WATER



STALKER PUMPS

12 BELL STREET, CANNING VALE, WA

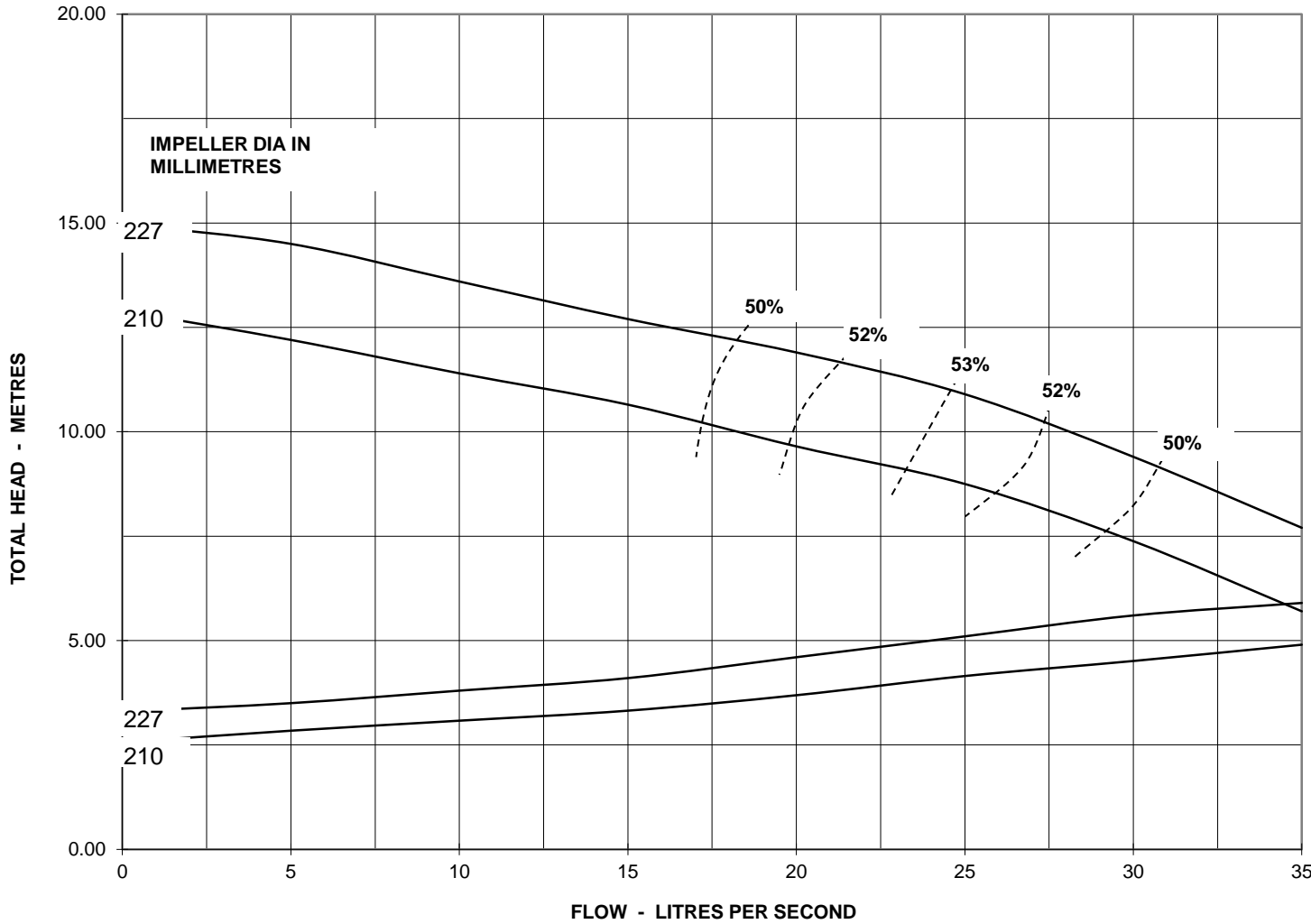
PHONE 08 6254 2133

PUMP SIZE AND TYPE

100APR

RPM

2980



NPSH-R

10

0

KILOWATTS ABSORBED

5

0

CURVE NO	12238C
DRAWN BY	SOS
DATE	Dec-96
SUPERSEDES	
CASING NO	6100071101
IMP NO	6100131101
IMP TYPE	OPEN
EYE AREA	
MAX SPHERE	30mm
Nss	
INLET DIA	100mm
OUTLET DIA	100mm
IMP DIA	210mm

DATA REFERS TO CLEAN COLD WATER



STALKER PUMPS

12 BELL STREET, CANNING VALE, WA

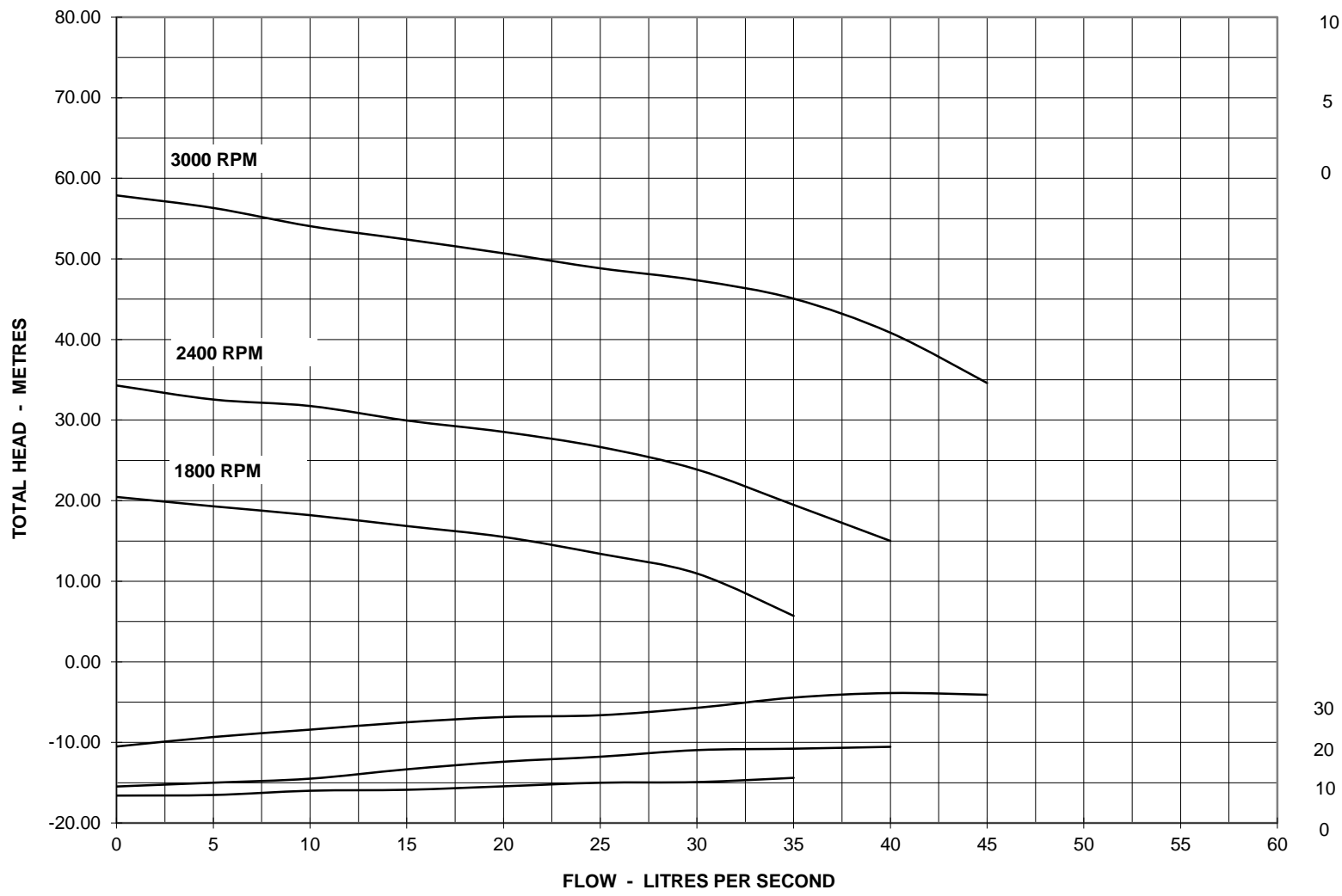
PHONE 08 6254 2133

PUMP SIZE AND TYPE

100APR

RPM

1460



NPSH-R

KILOWATTS ABSORBED

CURVE NO	12234C
DRAWN BY	SOS
DATE	Aug-96
SUPERSEDES	
CASING NO	6100071101
IMP NO	6100131101
IMP TYPE	OPEN
EYE AREA	mm ²
MAX SPHERE	30mm
Nss	
INLET DIA	100mm
OUTLET DIA	100mm
IMP DIA	212mm

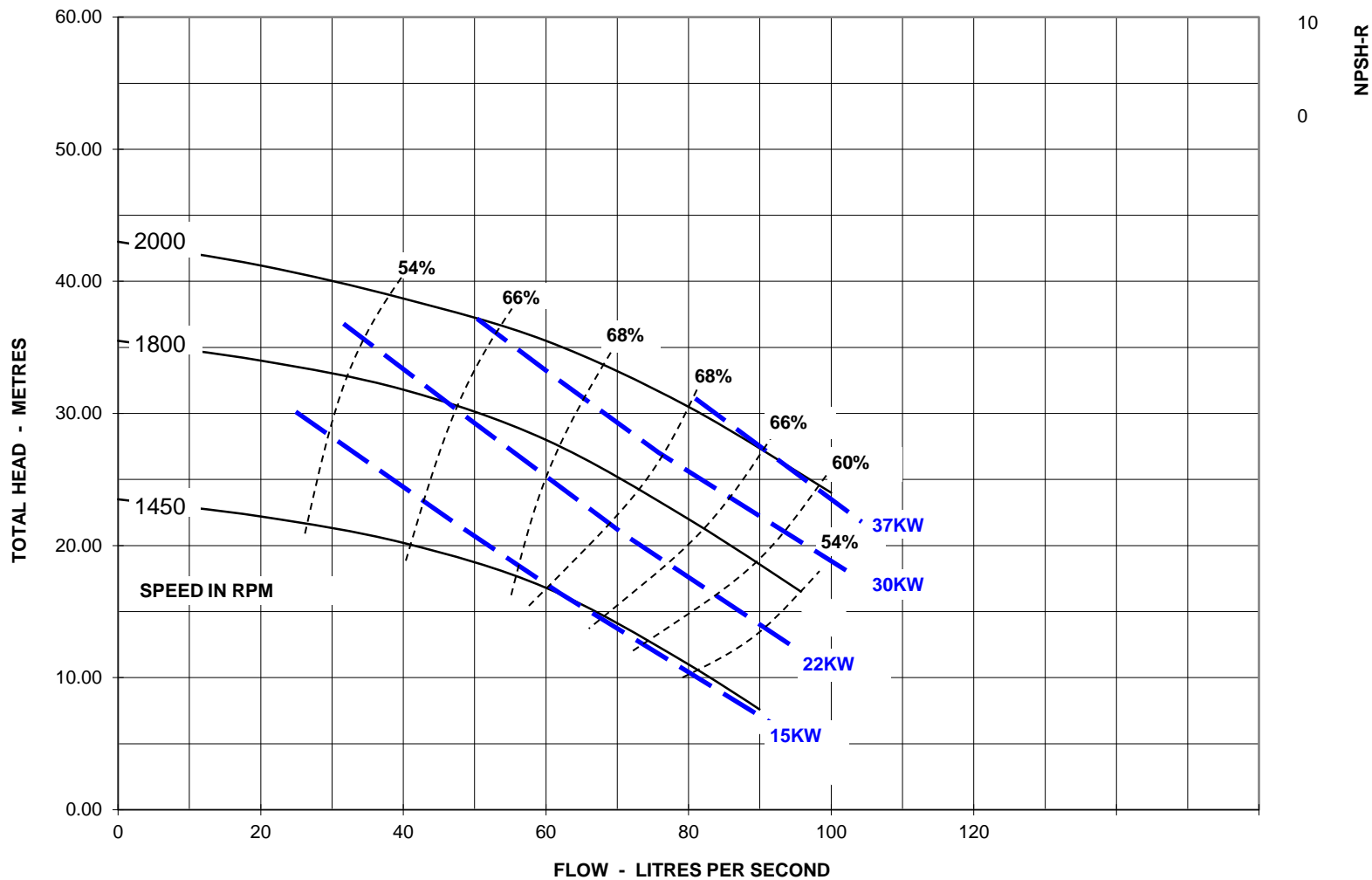
DATA REFERS TO CLEAN COLD WATER



12 BELL STREET CANNING VALE, WA
 PHONE: 08 6254 2133 FAX: 08 6254 2146

PUMP SIZE AND TYPE
100APR

RPM
VARI



DATA REFERS TO CLEAN COLD WATER



STALKER PUMPS

12 BELL STREET, CANNING VALE, WA

PHONE 08 6254 2133

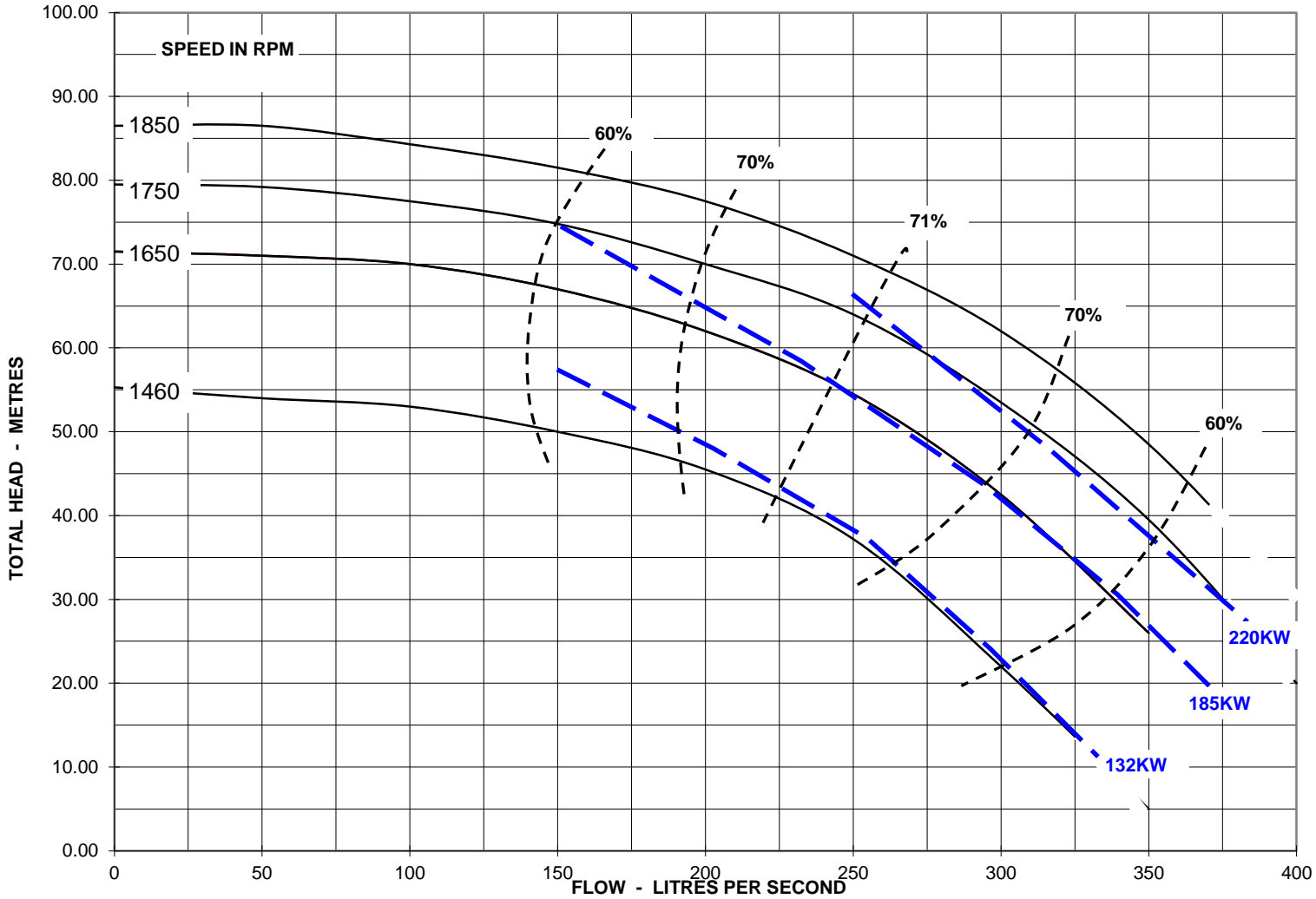
PUMP SIZE AND TYPE

150APR

RPM

VARI

CURVE NO	12368
DRAWN BY	SOS
DATE	Mar-03
SUPERSEDES	12058
CASING NO	7700071201
IMP NO	7700131201
IMP TYPE	OPEN
EYE AREA	
MAX SPHERE	33mm
Nss	
INLET DIA	150mm
OUTLET DIA	150mm
IMP DIA	267mm



NPSH-R

CURVE NO	12325
DRAWN BY	SOS
DATE	Feb-01
SUPERSEDES	12325P
CASING NO	9700073901
IMP NO	9700133901
IMP TYPE	OPEN
EYE AREA	
MAX SPHERE	76mm
Nss	
INLET DIA	300mm
OUTLET DIA	250mm
IMP DIA	405mm

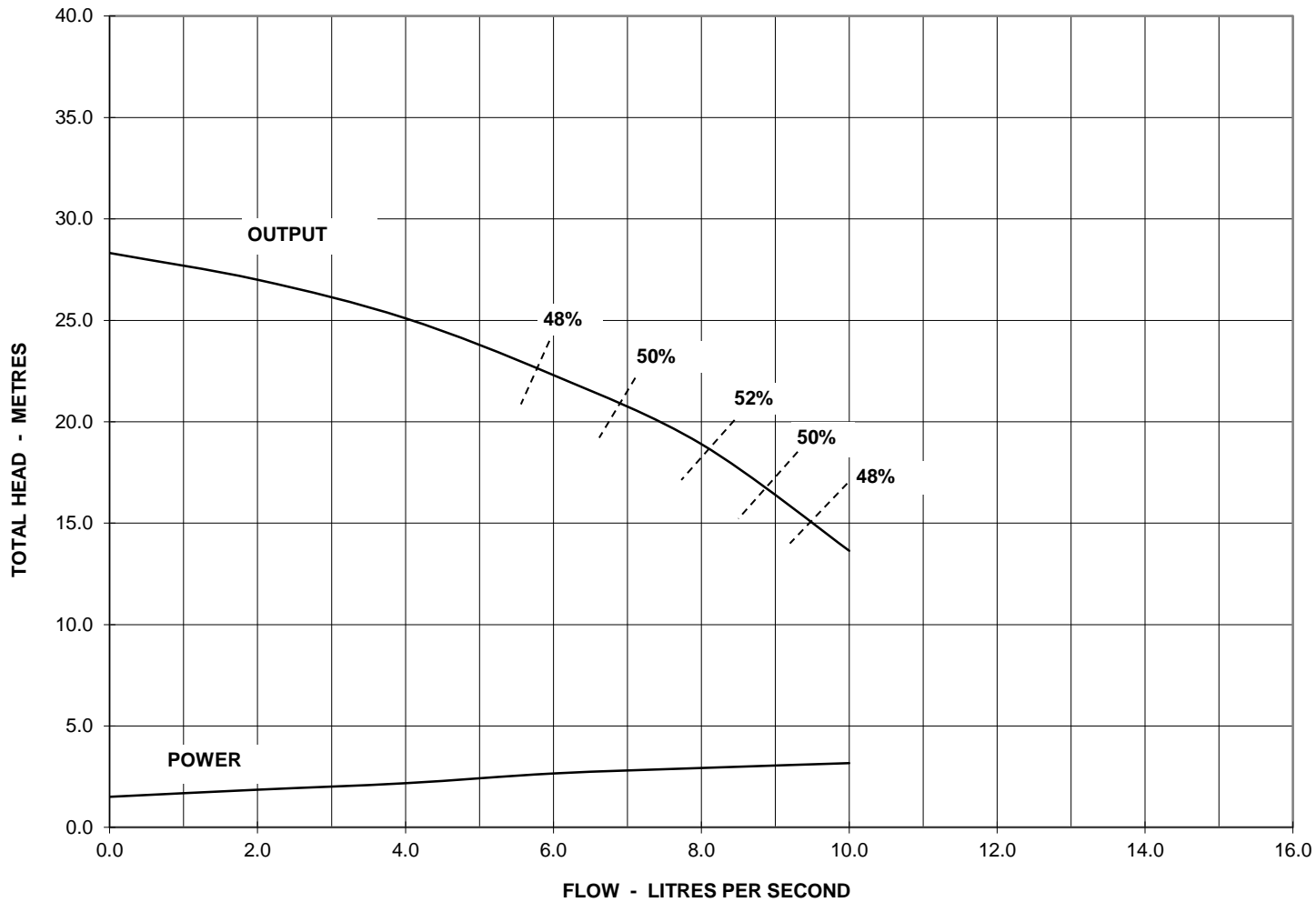
DATA REFERS TO CLEAN COLD WATER



STALKER PUMPS
 12 BELL STREET, CANNING VALE, WA
 PHONE 08 6254 2133

PUMP SIZE AND TYPE
250APR

RPM
VARI



NPSH-R
10
0

CURVE NO	12359
DRAWN BY	SOS
DATE	Aug-02
SUPERSEDES	
CASING NO	3700070901
IMP NO	3700130901
IMP TYPE	OPEN
EYE AREA	mm ²
MAX SPHERE	6mm
Nss	
INLET DIA	65mm
OUTLET DIA	50mm
IMP DIA	149mm

DATA REFERS TO CLEAN COLD WATER



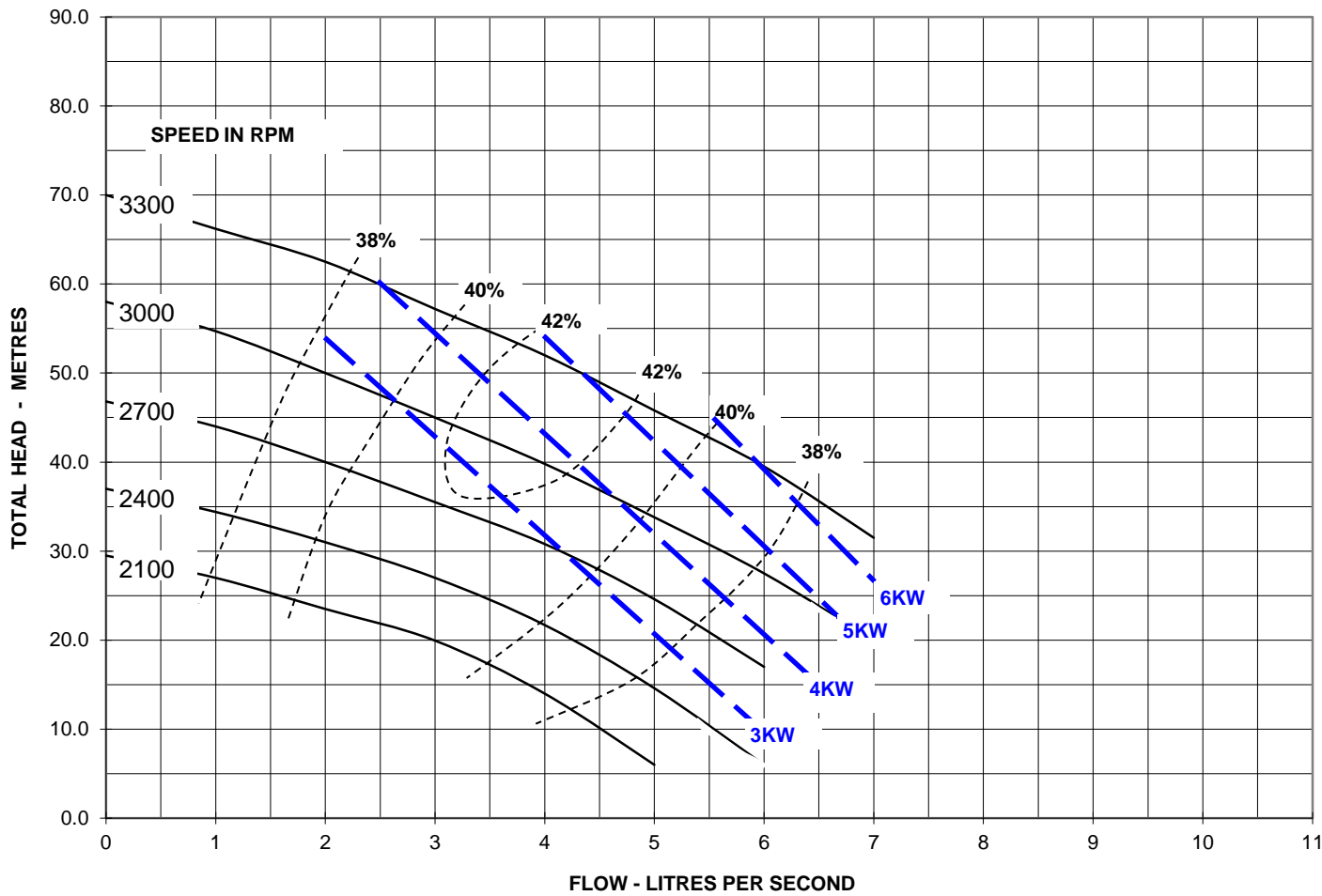
STALKER PUMPS

12 BELL STREET, CANNING VALE, WA

PHONE 08 6254 2133

PUMP SIZE AND TYPE
40 APR

RPM
2910



NPSH-R

KILOWATTS ABSORBED

CURVE NO	13248
DRAWN BY	SOS
DATE	Aug-98
SUPERSEDES	
CASING NO	2700071001
IMP NO	2700131002
IMP TYPE	CLOSED
EYE AREA	960mm ²
MAX SPHERE	3.5mm
Nss	
INLET DIA	50mm
OUTLET DIA	1 x 40 & 2 x 25
IMP DIA	200mm

DATA REFERS TO CLEAN COLD WATER



STALKER PUMPS

12 BELL STREET, CANNING VALE, WA

PHONE 06 254 2133

PUMP SIZE AND TYPE

FIREJET 4050

RPM

VARI